



CHAPTER 6: MOBILES & CARTS

- | | | | |
|------------|--------------------------------------|------------|---|
| 164 | PROFI Cart | 181 | PROFI Mobile Cord Holder |
| 168 | Base for PROFi Mobile | 182 | Top Shelf, Shelf Box and Mobile Cord Holder LC |
| 169 | Shelf for PROFi Mobile | 184 | EASY Cart |
| 172 | Base for PROFi Mobile ENERGY | 185 | EASY Storage Cart |
| 173 | Shelf for PROFi Mobile ENERGY | 186 | EASY Mobile Cord Holder |
| 174 | Short Container for PROFi Mobile | 188 | Mobile Cabinet, Storage Cart for Training Systems |
| 175 | 19" Rack and Brush Channel | 190 | Base for FLEX Mobile |
| 176 | Keyboard - and Notebook Drawer | 191 | Shelf for FLEX Mobile |
| 177 | Handle and Cable Support | 192 | Accessory for FLEX Mobile |
| 178 | Support for Cable Dispenser | | |
| 180 | Training System Frame and Cable Comb | | |

PROFI CART


- Highly stable frame made of tubular steel, durable light grey powder coated. Sides with sleeves for the flush attachment of the legs.
- Hardwearing, light grey 30mm thick top plate, edges with 3mm PP plastic edge and cutouts for the rear legs.
- Light grey 30mm thick height adjustable bottom shelf.
- Four aluminium legs with 6 surrounding slots, durable powder coated according to RAL Code.
- Four steerable twin-casters (diameter 75mm), two with brake.
- Total height: 780mm.
- Load capacity with standard casters: 150kg.



ESD Version:



- Top and bottom shelf are surface - and volume conductive according to DIN EN 61340 with antistatic 3mm PP plastic edge.
- With ESD twin-casters.


PROFI Cart 44 T .11 B .9 V 1			
T Depth	B Width	V Front Edge	
0 800mm	1 500mm	0 PP Plastic Edge	
1 900mm	2 603mm	5 70mm Drop Edge	
2 1000mm	3 800mm	7 PROFIttec Edge	
ESD 			
4 800mm			
5 900mm			
6 1000mm			



Standard 75mm
max. 150kg
height: 82mm

Heavy Duty 100/125mm
max. 300kg
height: 135/162mm

Design 100mm
max. 300kg
height: 118mm

Caster Options	Heavy Duty Ø 100mm	Heavy Duty Ø 125mm	Design Ø 100mm
Standard	440.001.900	440.003.900	440.001.950
ESD 	440.002.900	440.004.900	440.002.950

>> for handles please see page 177




MIDDLE SHELF FOR PROFI CART

- Light grey, 30mm thick melamine resin covered chip-board, sides with 3mm PP plastic edge.
- ESD version volume and surface conductive according to DIN EN61340.
- Fixing brackets, durable conductive powder coated in light grey.
- Incl. assembly set for a height variable fixation.



Middle Shelf for PROFI Cart 44 **T** .11 **B** .001

T Depth		B Width
Standard	ESD 	
0 630 for 800mm	4 630 for 800mm	1 420 for 500mm
1 730 for 900mm	5 730 for 900mm	2 523 for 603mm
2 830 for 1000mm	6 830 for 1000mm	3 720 for 800mm

SHORT CONTAINER FOR PROFI CART

- Body made of 19mm melamine resin covered chipboard with 2mm PP plastic edge.
- Robust organizable sheet steel drawer with single drawer blocking system in HE raster (1HE=50mm).
- Ball bearing guided telescopic extension, max. 25kg.
- Ergonomically bevelled front made of 19mm thick melamine resin covered chipboard with nickel-plated metal handles.
- 1HE pencil drawer with central lock (master-key-system) and 2 keys.

ESD Version:

- Volume and surface conductive body according to DIN EN 61340.
- Conductive organizable sheet steel drawer with conductive wooden front.




Design Type:

- Ergonomically bevelled front without handle.
- Both sides with vertical grip strip.

EE Drawer in HE raster (1HE = 50mm)



PROFI Short Container 43 **A** .**EE** **T** . **F** 0 **B**

A Version	EE Drawers	T Depth	F Type	B Width
1 Standard	12 1x Drawer; height: 170mm	0 580mm	0 Standard	3 420mm
3 ESD 	23 2x Drawers; height: 290mm	1 680mm	2 Design	5 523mm
	22 1HE Pencil Drawer + 2HE + 3HE; H: 340mm	2 780mm		7 720mm
	24 1HE Full Extension Shelf + 2HE + 3HE; H: 340mm	439.100.103 Full Extension (per drawer), max. load: 45kg		
		439.100.003 Drawer Closing with SoftStop (per drawer)		



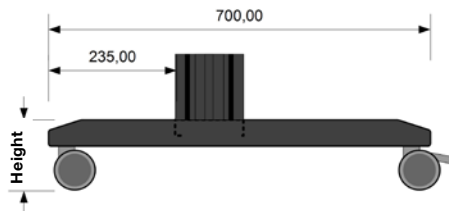
MOVE YOUR VALUABLE EQUIPMENT WITHOUT THE SLIGHTEST RISK


There are often vibration-sensitive instruments in laboratories or fully loaded small part bins on workshop benches which need to be moved carefully. For this reason we offer a broad modular range equipped with casters and extra stiffener, so you can move your equipment safely between the locations, even on uneven floors.



BASE FOR PROFI MOBILE


- Flat and very sturdy H-frame made of sheet steel with four thread inserts for steering casters.
- Reinforced bores for the acceptance of the extensions.
- Durable powder coated according to RAL Code.
- Four twin-casters (75mm), two with brakes.



Base for PROFI Mobile		44	A .11	B .900
A Version	B Width			
0 Standard	4 510mm	7	1010mm	
4 ESD 	5 613mm	8	1305mm	
	6 810mm			



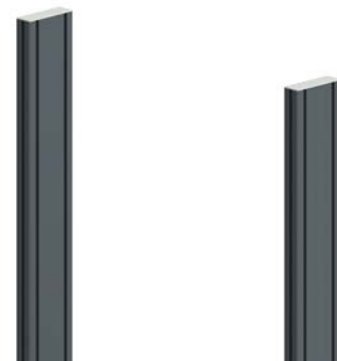
Caster Options	Heavy Duty Ø 100mm	Heavy Duty Ø 125mm	Design Ø 100mm
Standard	max. 150kg height: 132mm	max. 300kg height: 185/212mm	max. 300kg height: 168mm

Caster Options	Heavy Duty Ø 100mm	Heavy Duty Ø 125mm	Design Ø 100mm
Standard	440.001.000	440.003.000	440.001.050
ESD 	440.002.000	440.004.000	440.002.050

EXTENSIONS FOR PROFI MOBILE

- Two hera aluminium profiles SINGLE with six surrounding slots.
- Incl. 2 profile covers and assembly set.
- Durable powder coated according to RAL Code.

Extensions for PROFI Mobile		402.0	HH .900
HH Height			
05 500mm max.	20	2000mm	in 100mm raster



BASE SHELF FOR PROFI MOBILE

- Light grey 28mm thick melamine resin covered chip-board with 3mm PP plastic edge and cutout for extensions.
- Depth: 500mm.


Width	Standard	ESD 
500mm	443.058.001	443.558.001
603mm	443.068.001	443.568.001
800mm	443.088.001	443.588.001
1000mm	443.108.001	443.608.001
1295mm	443.138.001	443.638.001



SHELF FOR PROFI MOBILE

- Light grey 28mm thick melamine resin covered chipboard with 3mm PP plastic edge.
ESD version surface - and volume conductive according to DIN EN 61340.
- Lower side with thread inserts for the fixation to the sheet steel support.
- Sheet steel support 275 x 10mm (DxH), durable powder coated in light grey. Prepared for the height variable fixation between the extensions.

Shelf for PROFI Mobile 443.**BB** **T** .001

BB Width		T Depth	
		ESD 	
05	420mm	55	420mm
06	523mm	56	523mm
08	720mm	58	720mm
10	920mm	60	920mm
13	1215mm	63	1215mm
424.029.500:		Option: Stop Edge H: 6mm	



SHELF RAILING FOR PROFI MOBILE

- Shelves can be optionally bordered with railings to prevent instruments from dropping down.
- 2-part sheet steel railing, which can be fixed in the slots of the extensions on variable height.
- Durable powder coated in light grey.
- Height: 30mm.

Shelf Railing for PROFI Mobile 443.**BB** **T** .001

BB Width	T Depth
85 420mm	5 500mm
86 523mm	6 600mm
88 720mm	7 700mm
90 920mm	
93 1215mm	



OTHER OPTIONS FOR PROFI MOBILE

- Swivel Shelf.
- Function Shelf.
- Calbe Trays for Shelf.

see Chapter 03: PROFI Bench Racks



HIGH MODULARITY AND STABILITY - THE PROFI MOBILE

No matter if in laboratories, workshops or classrooms, there are numbers of applications where it is much more practical to have a mobile workstation. The demand on those configurations is individual and so manifold (e.g. with straight or tiltable shelf, with or without instruments, with PC and TFT, ...), that we decided to offer the full range of accessories also for the PROFI mobiles.



THE PROFI MOBILE ENERGY WITH MODULARLY EQUIPPED EXTENSIONS


The PROFI Mobile ENERGY is not only good for transportation but can be a fully installed test station with integrated circuit breakers, sockets, pressured air - and data connectors. The equipment is modular and all cables are perfectly protected as the full cabling is in the extensions.

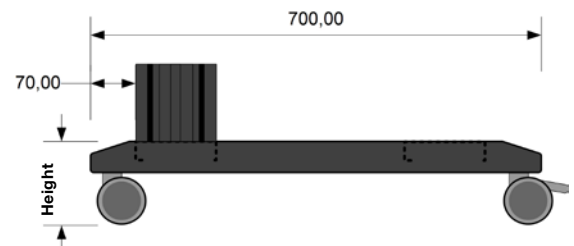


BASE FOR PROFI MOBILE ENERGY

- Flat and very sturdy H-frame made of sheet steel with thread inserts for the swivel casters.
- Reinforced bores for the acceptance of the aluminium extensions.
- Durable powder coated according to RAL Code.
- Four twin-casters (75mm), two with brake.
- Dimensions: 700 x 130mm (DxH).
- Load capacity: 150kg (standard casters), 300kg (heavy duty casters).



Base for PROFI Mobile ENERGY 44 A .11 B .950				
A Version		B Width		
0	Standard	4	500mm	7 1000mm
4	ESD 	5	603mm	8 1295mm
		6	800mm	



Standard 75mm
max. 150kg
height: 132mm

Heavy Duty 100/125mm
max. 300kg
height: 185/212mm

Design 100mm
max. 300kg
height: 168mm

Caster Options	Heavy Duty Ø 100mm	Heavy Duty Ø 125mm	Design Ø 100mm
Standard	440.001.000	440.003.000	440.001.050
ESD 	440.002.000	440.004.000	440.002.050



ENERGY EXTENSION FOR PROFI MOBILE

- Two modular equipable hera ENERGY profiles with 6 surrounding slots.
- Front side prepared for the flexible acceptance of modules in KP raster.
- Durable powder coated according to RAL Code.
- Dimensions: 125 x 102mm (DxH).

Height		Height	
500 (2x 11KP)	320.055.900	1000 (2x 24KP)	320.105.900
600 (2x 14KP)	320.065.900	1100 (2x 26KP)	320.115.900
700 (2x 16KP)	320.075.900	1200 (2x 29KP)	320.125.900
800 (2x 19KP)	320.085.900	1500 (2x 36KP)	320.155.900
900 (2x 21KP)	320.095.900	2000 (2x 49KP)	320.205.900



>> see chapter 10 for KP modules


WOODEN SHELF FOR PROFI MOBILE ENERGY



- Light grey, 28mm thick melamine resin covered chip-board, sides with 3mm PP plastic edge and cutouts for ENERGY extensions.
- ESD version volume - and surface conductive according to DIN EN 61340.
- Sheet steel support, durable light grey powder coated.
- Height: 50/130mm.



Wooden Shelf for PROFI Mobile ENERGY 443. **BB** **T** **A** 51

BB Width	T Depth	A Version
05 500mm	4 400mm	1 Standard
06 603mm	5 500mm	2 ESD 
08 800mm	6 600mm	
10 1000mm		
13 1295mm		

INSTRUMENT SHELF FOR PROFI MOBILE ENERGY



- Very sturdy sheet steel shelf, durable conductive powder coated in light grey.
- For the assembly between the ENERGY extensions in variable height.
- Rear sided stop edge: 20mm.
- Usable shelf width: width - 204mm.
- Height: 20/100mm



Instrument Shelf for PROFI Mobile ENERGY 443. **BB** **T** .051

BB Width	T Depth
05 500mm 10 1000mm	4 400mm
06 603mm 13 1295mm	5 500mm
08 800mm	6 600mm

BASE SHELF FOR PROFI MOBILE ENERGY

- Light grey, 28mm thick melamine resin covered chip-board, sides with 3mm plastic edge.
- Sides with cutout for the ENERGY extensions.
- Depth: 500mm.



Width	Standard	ESD 
500mm	443.058.051	443.558.051
603mm	443.068.051	443.568.051
800mm	443.088.051	443.588.051
1000mm	443.108.051	443.608.051
1295mm	443.138.051	443.638.051

SHORT CONTAINER FOR PROFI MOBILE

- Body made of 19mm melamine resin covered chipboard with 2mm PP plastic edge.
- Robust organizable sheet steel drawer with single drawer blocking system in HE raster (1HE = 50mm).
- Ball bearing guided telescopic extension, max. 25kg.
- Ergonomically bevelled front made of 19mm thick melamine resin covered chipboard with nickel-plated metal handles.
- 1HE pencil drawer with central lock (master-key-system) and 2 keys.

ESD Version:

- Volume - and surface conductive body according to DIN EN 61340.
- Conductive organizable sheet steel drawer with conductive wooden front.



Design Type:

- Ergonomically bevelled front without handle.
- Both sides with vertical grip strip.

EE Drawers in HE raster (1HE = 50mm)



Short Container for PROFI Mobile 43 **A** **EE** **T** **F** **B** 6

A Version	EE Drawers	T Depth	F Type	B Width
1 Standard	12 1x Drawer, height: 170mm	0 580mm	1 Standard	0 420mm
3 ESD 	23 2x Drawer, height: 290mm	1 680mm	2 Design	5 523mm
	22 1HE Pencil Drawer + 2HE + 3HE; H: 340mm	2 780mm		7 720mm
	24 1HE Full Extension Shelf + 2HE + 3HE; H: 340mm			




Options (per Drawer)

439.100.103	Option full extension (load capacity: 45kg)
439.100.003	Option drawer closing with SoftStop

>> see chapter 7 for more options



Option: Drawer with Reiling

431.000.100	Standard
433.000.100	ESD 

19" INSTRUMENT RACK FOR PROFI MOBILE

- Light grey body made of 19mm thick melamine resin covered chipboard.
- ESD version: volume - and surface conductive body according to DIN EN 61340.
- Sides with fixing holes for the acceptance between the extensions.
- Perforated sheet steel rear panel with 2 cable glands.
- Prepared for the acceptance of 19" modules.
- Type F socket strip for the connection of the 19" modules (other types on demand).
- Width: 523mm, depth: 468mm.




>> see chapter 9 for more instrument racks

19" Instrument Rack for PROFI Mobile 420.06 H.00 A

H Height

A Version

2	216mm / 4HE	0	Standard
3	351mm / 7HE	5	ESD 
4	483mm / 10HE		
6	661mm / 14HE		
8	973mm / 21HE		

BRUSH CHANNEL

- This channel enables clearly arranged cable runs for frequently changing wirings.
- Sheet steel cable channel, closed with brush strip. The channel runs in parallel to the extensions or aluboard.
- Available either closed or slotted for variable cable outlets.
- Depth: 70mm.



closed version
for ENERGY extensions



slotted version
for PROFI extensions



closed version
for PROFI extensions

Brush Channel, vertical 401.0 HH. A F 0

HH Height

A Version

F Extensions

03	300mm	05	500mm	07	700mm	09	900mm	11	1100mm	5	closed	0	SINGLE/MULTI (W: 40mm)
04	400mm	06	600mm	08	800mm	10	1000mm	12	1200mm	6	slotted	1	ENERGY (W: 102mm)

Brush Channel, horizontal 401.0 BB. A M 0

BB Width

A Version

M Extensions

05	500mm	09	900mm	13	1295mm	5	closed	5	full width (-0mm)
06	603mm	10	1000mm			6	slotted	6	SINGLE/MULTI (-80mm)
08	800mm	12	1200mm					7	ENERGY (-204mm)

19" SOCKET STRIP 1HE

- The 19" socket strip is equipped with fixing brackets for the easy integration into 19" racks.
- Black power cable H05VV-F 3G1,50mm² (length 2m) with angled Type F plug.



19" Socket Strip 19" 1HE			
293.405.400	5x socket with switch and overvoltage protection, mains- and frequency filter	293.407.300	7x socket with switch and overvoltage protection (optical function - and failure indication)
293.406.500	6x socket with RCD 30mA, 2poles	293.408.200	8x socket with switch
293.406.600	6x socket with automatic circuit breaker B16A, 2poles	293.409.100	9x socket, no switch

KEYBOARD EXTENSION FOR PROFI MOBILE

- Light grey, 28mm thick melamine resin covered plate, all sides with 3mm PP plastic edge. ESD version surface - and volume conductive according to DIN EN 61340.
- Two telescopic metal rails (250mm extension).
- Depth: 385mm.

Optionally Extendable Mousepad:

- Light grey 19mm thick melamine resin covered plate (200 x 200mm), all sides with 2mm PP plastic edge, metal rails and grip-strip.
- For the flexible installation under shelves and extendable keyboard supports.

Width	Standard	ESD 
420mm	443.059.001	443.059.501
523mm	443.060.001	443.060.501
720mm	443.080.001	443.080.501
920mm	443.100.001	443.100.501
Mousepad	439.300.002	439.300.502



NOTEBOOK DRAWER

- Light grey drawer with flap and key-lock.
- Sheet steel rear panel with power cable and plug, 3x integrated sockets, type F (others on demand).
- Extensional plate with telescopic rails, blocking in end position. Extensional mousepad at the side.
- Socket strip at the rear side of the plate.
- Dimensions: 170 x 580mm (HxD).

Width	Standard	ESD 
420mm	443.159.000	443.159.500
523mm	443.160.000	443.160.500
720mm	443.180.000	443.180.500



CURVED HANDLE FOR PROFI MOBILE & CART

- The handle is for the modular acceptance at the PROFI mobile.
- Two sheet steel side parts.
- Tubular steel handle.
- Durable powder coated according to RAL Code.

Width		Width	
500mm	440.009.000	800mm	440.011.000
603mm	440.010.000	1000mm	440.012.000



STRAIGHT HANDLE FOR PROFI MOBILE & CART

- Two side parts made of 30 x 30mm aluminium profile.
- Tubular handle, diameter: 25mm.
- Hidden profile connectors for the fixation to the extensions.
- Durable powder coated according to RAL Code.

Straight Handle		440. 05 B . T 01	
B Width		T Depth	
1 500mm	4 1000mm	0 175mm (PROFI Cart)	
2 603mm	5 1295mm	1 385mm (PROFI Mobile)	
3 800mm		2 515mm (ENERGY Mobile)	



PROFI UNIVERSAL HANDLE

- Highly durable black plastic handle.
- Incl. assembly set for the slot fixation in the PROFI - and ENERGY profiles.
- Dimensions: 140 x 40 x 27mm (LxWxH).

PROFI Universal Handle	468.400.100
------------------------	-------------



PROFI CORD HOLDER

- Bowed cord holder with integrated comb, made of 3mm aluminium sheet.
- Cable comb suitable for test leads, power cords, etc.
- Durable, conductive powder coating in light grey.
- Dimensions: 160 x 100 x 65mm (WxDxH).

PROFI Cord Holder	299.221.501
-------------------	-------------




PROFI SHAFT CABLE DISPENSER

consisting of:

- 2x solid synthetic connectors (110 x 50 x 20mm) installed with sliding nuts to the extensions.
- Metal shaft (diameter: 20mm).
- Bracket for cable guidance, made of 30 x 30mm aluminium profile with 3 slidable cable eyes.
- Depth: 180mm.

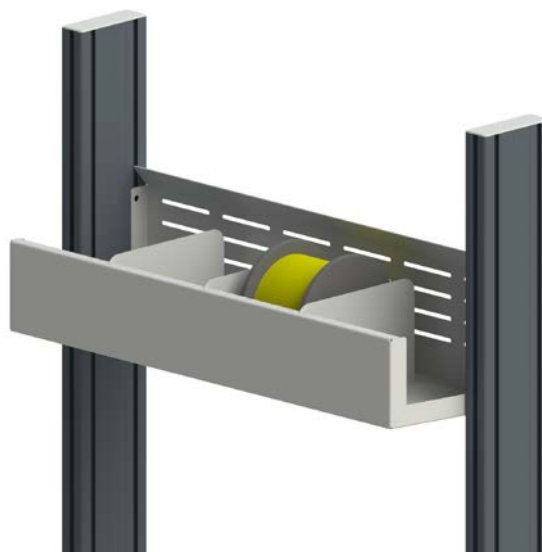
Width		Width	
420mm	448.050.800	920mm	448.100.800
523mm	448.060.800	1215mm	448.130.800
720mm	448.080.800		



PROFI CABLE DISPENSER

- Sheet steel trough with slotted front for cable outlet.
- Bottom of trough with slots for a modular separation to individual widths of the cable reels.
- Sides with mounting holes for the installation between the PROFI extensions. Rear side with hooks for the optional fixation to a perforated backplane.
- Max. reel diameter: 220mm.
- Durable, light grey powder coated.
- Diameter: 260 x 200mm (DxH).

Width		Width	
420mm	448.050.900	920mm	448.100.900
523mm	448.060.900	1215mm	448.130.900
720mm	448.080.900		



PROFI CABLE ROLLER, MOVABLE

consisting of:

- Sheet steel support, durable light grey powder coated.
- For the flexible installation to all PROFI profiles.
- Aluminium shaft (diameter: 20mm).
- Max. diameter of cable reel: 220mm.

for Reel Width (max)	
80mm	448.008.600
170mm	448.017.600
260mm	448.026.600



MOBILE TRAINING STANDS

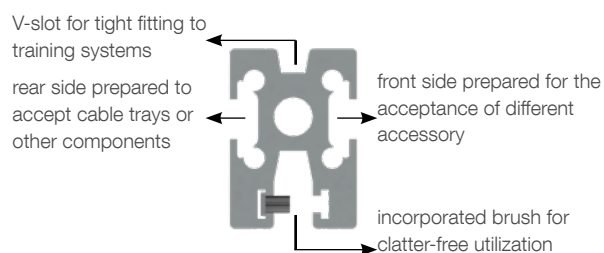
INDIVIDUALLY CONFIGURED FOR BETTER RESULTS!

Like our training benches, the mobile training stands are characterized by a high degree of flexibility. With respect to your teaching - or presentation target, the mobile stands can be modularly equipped with lamps for sun simulation, tiltable or fixed training system frame, with modular power consoles, monitor arms, shelves or any other practical components.



TRAINING SYSTEM FRAME FOR STANDARD A4 PANELS

- H-Profile in DIN A4 height to hang up training panels in standard size.
- Lower side with incorporated brush strip for clatter-free use.
- Upper side with V-slot for training systems with max. 6mm thick front panels.
- Front - and rear side with slots for sliding nuts.
- Side parts, prepared for the assembly between PROFI extensions.
- Dimensions: 26 x 37mm (DxH).



Training System Frame				461. BB H 9 F O					
BB Bench Width				H Levels / Height		F Extensions		O H-Profile	
05	500mm	10	1000mm	0	1x H-Profile	0	for PROFI Mobile	0	aluminium anodized
06	603mm	13	1295mm	1	2x H-Profile / 360mm	5	for ENERGY Mobile	2	powder coated
08	800mm			2	3x H-Profile / 680mm				
				3	4x H-Profile / 1000mm				

PROFI MOBILE CABLE COMB

- Cable comb made of aluminium, with different gaps for the acceptance of cables with max. 12mm.
- Durable light grey powder coating.
- Incl. assembly set for the fixation to the extensions.
- Height: 30mm.



Depth	300/17	500/31	Width / No. Gaps 603/37	800/46	1000/56
80mm	448.160.000	448.180.000	448.200.000	448.220.000	448.240.000
160mm	448.170.000	448.190.000	448.210.000	448.230.000	448.250.000

PROFI MOBILE CORD HOLDER



- Two sheet steel V-braces with PROFI extension in different heights.
- Four swivel casters (diameter: 75mm), two with brake.
- Alternatively with height adjustable glides (diameter: 40mm).
- Base: 620 x 530mm.
- Cable comb made of aluminium sheet with different gaps for max. cord diameter of 12mm.
- Durable, light grey powder coated.
- Optionally with lockable bracket or -hood to prevent unauthorized removal of test leads.

Extension	Height	Extension	Height
401.106.900	600	401.112.900	1200
401.107.900	700	401.113.900	1300
401.109.900	900	401.114.900	1400
401.110.900	1000	401.116.900	1600
401.111.900	1100	401.118.900	1800

Base	
440.117.000	Base with Swivel Casters
440.117.100	ESD Base with Swivel Casters 
440.117.200	Base with Glides
440.117.300	ESD Base with Glides 



Width / No. of gaps	Basic Comb		Lockable Bracket for Basic Comb	Comb for Hooded Version Depth: 160mm	Hood Depth: 160mm
	Depth: 80mm	Depth: 160mm			
300 / 17	448.160.000	448.170.000	448.170.700	448.170.100	448.170.500
500 / 31	448.180.000	448.190.000	448.190.700	448.190.100	448.190.500
603 / 37	448.200.000	448.210.000	448.210.700	448.210.100	448.210.500
800 / 46	448.220.000	448.230.000	448.230.700	448.230.100	448.230.500
1000 / 56	448.240.000	448.250.000	448.250.700	448.250.100	448.250.500



Comb with Hood: 448.210.100 + 448.210.500



Comb with Lockable Bracket: 448.200.000 + 448.210.700

TOP SHELF FOR PROFI MOBILE CORD HOLDER

- Light grey 28mm thick melamine resin covered chipboard with 3mm PP plastic edge.
- Lower side with thread inserts for the fixation of supporting brackets.
- Two supporting brackets, durable light grey powder coated for the assembly to the PROFI extension.



Top Shelf for PROFI Mobile Cord Holder

440.210.001	Squared 500 x 500mm
440.210.002	Round 500mm

SHELF BOX FOR PROFI MOBILE CORD HOLDER

- Sheet steel box with bores for the fixation to the PROFI extension.
- Durable, light grey powder coating.



Shelf Box for PROFI Mobile Cord Holder

440.310.001	300 x 200 x 20mm (WxDxH)
-------------	--------------------------

PROFI MOBILE CORD HOLDER LC

Mobile cord holder for 4mm test leads, light grey powder coated, consisting of:

- Stable sheet steel H-base with 4 swivel casters (70mm diameter), two with brakes.
- Aluminium profile 125 x 40 x 1100mm.
- Base: 600 x 600 x 180mm (WxDxH).
- Cable comb made of aluminium with 29x gaps (5mm).
- Durable, light grey powder coating.



PROFI Mobile Cord Holder LC

940.131.909	600 x 600 x 1290mm (WxDxH)
-------------	----------------------------



A PRACTICAL ASSISTANT FOR PRODUCTION AREAS - **THE EASY CART**

The cart of our EASY system offers sufficient space and stability for a convenient transportation of your products between the various stations in your production area. Height and depth of the carts are adapted to our benches, so the carts can be individually used to extend your workstation.



EASY CART

- Surrounding tubular steel frame 30 x 30mm.
- Four legs of tubular steel 30 x 30mm, connected to the frame with torsion-resistant corner joints.
- Durable 30mm thick top plate, sides with 3mm PP plastic edge.
- 28mm thick shelf board on 30 x 30mm braces.
- Four swivel casters (diameter: 75mm), two with brakes.
- Durable powder coated steel parts.
- Max. load capacity: 200kg.
- Height: 780mm; width: 610mm.



ESD Version:



- Surface - and volume conductive top plate and intermediate shelf, sides with antistatic 3mm PP plastic edge.
- ESD casters.

EASY Cart 1 TT 10 A F R 0					
TT	Depth	A	Version	F	Color
19	800mm	2	Standard	5	light grey
20	900mm	7	ESD 	7	anthracite
21	1000mm				
R	Caster				
0	75mm	9	RAL Code		
1	100mm				
2	125mm				

DRAWER FOR EASY CART

- Body made of melamine resin covered chipboard in light grey, with lock and 2 keys (master-key-system).
- Roller guided wooden drawer with full width grip strip.
- Dimensions: 540 x 620 x 120mm (WxDxH).



Drawer for EASY Cart

120.112.500

HANDLE BAR FOR EASY CART

- Curved handle made of aluminium tube for the assembly at the cart frame.
- Color: black anodized.
- Width: 400mm, diameter: 20mm.



Handle Bar for EASY Cart

120.100.100

EASY STORAGE CART

- Surrounding tubular steel frame 30 x 30mm.
- Four tubular steel legs 30 x 30mm with bores in 50mm raster for the assembly of extra shelf boards in variable heights.
- Durable 30mm thick top plate, sides with 3mm PP plastic edge.
- 30mm thick bottom plate assembled to 30 x 30mm tubular steel braces.
- Four swivel casters (diameter: 75mm), two with brakes.
- Durable powder coated steel parts.
- Load capacity: 200kg.
- Dimensions: 1500 x 610mm (H x W).




ESD Version:



- Surface - and volume conductive top plate and intermediate shelf, sides with antistatic 3mm PP plastic edge.
- ESD casters.

EASY Storage Cart 1 TT.15 A.F.R.0

TT Depth	A Version	F Color	R Caster
19 800mm	2 Standard	5 light grey	0 75mm
20 900mm	7 ESD 	7 anthracite	1 100mm
21 1000mm		9 RAL Code	2 125mm

SHELF BOARD FOR EASY STORAGE CART

- 30mm thick shelf board, sides with 3mm PP plastic edge.
- Two sheet steel braces, durable light grey powder coated.
- Width: 610mm.



Shelf Board for EASY Cart 122.TT.A.F.00

TT Depth	A Version	F Color	9 RAL Code
08 800mm	0 Standard	5 light grey	9 RAL Code
09 900mm	5 ESD 	7 anthracite	
10 1000mm			

EASY MOBILE CORD HOLDER

- Solid tubular steel base.
- 4 swivel casters (diameter 75mm), two with brakes.
- Durable powder coated steel parts.
- Dimensions: 500 x 500 x 1650mm (WxDxH).


Version with Plastic Tines:

- Both sides with U-profiles, suitable for 34 tines, which can be used for flexible cable widths.

Version with Aluminium Comb:

- Both sides with aluminium cable comb, durable powder coated.
- No. of gaps / gap width per side:
2x 12mm / 3x 8mm / 25x 4mm.


EASY Mobile Cord Holder 299.22 A F 00	
A Version	F Color
2 with Tines	1 anthracite
3 with Aluminium Comb	5 light grey
	9 RAL Code
Extra Tines	299.211.100



EASY MOBILE CORD HOLDER (PLUG TYPE)

- Solid tubular steel base.
- 4 swivel casters (diameter 75mm), two with brakes.
- Both sides with melamine resin covered chipboard and slopely arranged holes to plug in 50 test leads on each side.
- Durable powder coated steel parts.
- Dimensions: 710 x 500 x 1650mm (WxDxH).

EASY Mobile Cord Holder (plug type) 299.20 A F 00	
A Version	F Color
1 for 2mm test leads	5 light grey
2 for 4mm test leads	7 anthracite
4 for 4mm safety test leads	9 RAL Code



EVERYTHING ON BOARD WITH THE EASY DIDACT MOBILE

The EASY Didact Mobile converts your theoretical classroom into an adequate laboratory in no time at all. It consists of a cabinet with casters, which is equipped with slotted mats for storing the training systems. On top it holds an instrument rack with circuit breakers, power sockets and all required sources & instruments as well as a training system frame where currently required trainers can be fitted.

This solution allows you to use the trainers in each regular classroom.



EASY DIDACT MOBILE

- Light grey body made of 19mm thick melamine resin covered chipboard with 2mm PP plastic edge.
- Top - and bottom plate 30mm thick.
- Solid incorporated 13mm decorative rear wall.
- Four swivel casters with ball bearing, two with brakes and position lock.
- Depth: 625mm.

Double Doors:

- Surrounding rubber lip for dust shield.
- 180° opening metal hinges.
- Espagnolette lock (master-key-system) with handle and two keys.

Sliding Doors:

- Sliding doors with easy running roller guides.
- Cylindric push lock (master-key-system) and metal handles.


Shelf Boards and Drawers:

- See page 229 for suitable shelf boards.
- 2x drawers with central lock.

ESD Version:

- Surface - and volume conductive body and door.
- ESD casters.



EASY Didactic Mobile		440.8 BB T H A			
BB Width	T Door	H Height		A Version	
08 800mm	0 Double Doors	with Shelf Boards	with Drawers	0 Standard	
10 1000mm	1 Sliding Doors	0 780mm	2 780mm	5 ESD	
12 1200mm		1 1200mm	3 1200mm		



STORAGE CART FOR TRAINING SYSTEMS

- Solid body made of light grey melamine resin covered chipboard.
- Four heavy duty casters (100mm), two with brakes.
- Inner sides with slotted mats for the compact storage of training systems in standard size.
- Optionally with sheet steel boxes in panel size and dividers for 8x training boxes or other small parts.

Storage Cart for Training Systems	940.256.100
-----------------------------------	-------------



Sheet Steel Boxes	940.256.200
-------------------	-------------



THE MODULAR SOLUTION TO ADD PRODUCTION LINES

The modular configured FLEX Mobile is especially for production areas where stocks or tools need to be transported between A and B. Check out the different accessory which can be attached modularly due to the practical keyhole system. The shelves are with stop edge to hold everything in place even on rough grounds.



BASE FOR FLEX MOBILE

- Solid H-frame with thread inserts for the casters, two with brakes. Screw-fixed upright sections made of sheet steel, 3 sides with keyhole perforation for the fixation of components in flexible height.
- Dimensions of braces: 70 x 40mm (WxD).
- Durable conductive powder coating in light grey.
- Depth: 700mm.

Base for FLEX Mobile		141.5 BB , HH 0	
BB Width		HH Height	
06 566mm		06 600mm	11 1100mm
08 766mm		07 700mm	12 1200mm
10 966mm		08 800mm	13 1300mm
12 1166mm		09 900mm	14 1400mm
13 1261mm		10 1000mm	15 1500mm



BRUSH STRIP FOR FLEX UPRIGHT SECTIONS, PAIR


- For a completely hidden cable run with flexible cable outlet within the FLEX Upright Sections.

Brush Strip, Pair		140.0 HH , 100	
HH Height			
06 600mm		10 1000mm	13 1300mm
07 700mm		11 1100mm	14 1400mm
08 800mm		12 1200mm	15 1500mm
09 900mm			



CASTERS / LEVELERS FOR FLEX MOBILE, SET

- Four casters, two with brake or alternatively four levelers.

Set of Casters / Levelers for FLEX Mobile		141.50 A DDD	
A Version		DDD Type	
0 Standard		000 Levelers; H: 15mm	
1 ESD 		075 Casters D: 75mm; load: 180kg, H: 100mm	
		100 Casters D: 100mm; load: 300kg, H: 135mm	
		125 Casters D: 125mm; load: 360kg, H: 160mm	



FLEX HANDLE

- Durable, black plastic handle.
- Incl. assembly set for the fixation to the FLEX Upright Sections.
- Dimensions: 140 x 40 x 27mm (WxDxH).

FLEX Handle

468.400.100



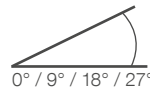
SWIVEL SHELF FOR FLEX MOBILE

- Swivel shelf for hooking into FLEX Upright Sections.
- Front with 20mm stop edge for drop-down prevention.
- Adjustable tilt in 4 steps (0° / 9° / 18° / 27°).
- Made of sheet steel with durable conductive powder coating in light grey.

Swivel Shelf for FLEX Mobile

140.2 **BB.0** **T 0****BB** Width**T** Depth

06	530mm	12	1130mm	3	300mm
08	730mm	13	1155mm	4	400mm
10	930mm			5	500mm



FIFO SWIVEL SHELF FOR FLEX MOBILE

- Swivel shelf made of sheet steel with durable conductive powder coating in light grey.
- Front side with 20mm stop edge.
- Lower side with swivel support for stepless adjustable tilt and depth.

FIFO Shelf for FLEX Mobile 140.2 **BB.5** **T 0****BB** Width**T** Depth

06	460mm	12	1060mm	4	400mm
08	660mm	13	1155mm	5	500mm
10	890mm			6	600mm



BIN SUPPORT FOR FLEX MOBILE

- Support for storage bins made of double folded sheet steel for the assembly between the FLEX Upright Sections.
- Durable conductive powder coating in light grey.

Bin Support for FLEX Mobile	
140.606.000	Width: 460mm
140.608.000	Width: 660mm
140.610.000	Width: 860mm
140.612.000	Width: 1060mm



CABLE DISPENSER FOR FLEX MOBILE

- Sheet steel trough with slotted front for cable dispensing.
- Slotted bottom and sides for the adaption to the individual cable reel widths.
- Sides with holes for the fixation between extensions and rear side prepared for hooking into perforated backplanes.
- Made of sheet steel with durable conductive powder coating in light grey.

Cable Dispenser for FLEX Mobile	
140.206.000	Width: 460mm
140.208.000	Width: 660mm
140.210.000	Width: 860mm
140.212.000	Width: 1060mm



PERFORATED BACKPLANE FOR FLEX MOBILE

- Prepared for the assembly between two FLEX Upright Sections.
- Squared perforation 10 x 10mm in 38mm raster.
- Made of sheet steel, durable conductive powder coated in light grey.

Perforated Backplane for FLEX Mobile 140.5 BB.0 H 0					
BB Width				H Height	
06	460mm	10	860mm	1	150mm
08	660mm	12	1060mm	3	350mm

